

# UTAH APPLE CRUNCH GUIDE



**October 12-16, 2020 is Utah Apple Crunch Week!**  
**Join us in celebrating Utah food and farms by crunching into a delicious local apple.**



UTAH  
**Child  
Nutrition  
Programs**



**Utah State  
Board of  
Education**

## Crunch Guide Contents

What is the Utah Apple Crunch? .....	2
Getting Started .....	3
Purchase Your Apples.....	4
Utah Apple Growers.....	5
Crunch Time Activities and Tips .....	6
Apple Recipes .....	7
Learning Activities .....	8
Share Your Story.....	12
Logos and Posters .....	13
Press Release Template.....	15
Photo Release Form .....	16
Contact Information.....	17

## What is the Utah Apple Crunch?

The Utah Apple Crunch encourages healthy eating and supports Farm to Fork and other local food purchasing initiatives throughout the region. During Apple Crunch Week, students, teachers, staff, and anyone who loves local food will celebrate by crunching into a locally grown apple. The Apple Crunch is a way to get excited about delicious local produce, help students understand where their food comes from, and support local farmers.

Although this guide is geared toward traditional in-school activities we realize this year is anything but traditional! If some or all of your students are doing distance learning, check out our Apple Crunch in a Box Toolkit available at [utfarmtofork.org](http://utfarmtofork.org).

Schools that participate in the Fresh Fruit and Vegetable Program (FFVP) may wish to center their Apple Crunch around regular FFVP service. Just serve local apples and add one of the [learning activities](#) on page 7!

The Utah Apple Crunch is part of an annual nationwide celebration of farm to school, National Farm to School Month [here](#) and [here](#).



## Getting Started

Follow these six steps to make sure your crunch is a resounding success!



### Register Your Crunch

Registering your crunch helps us track participation from year to year. We use this data to ask for more support and funding for farm to fork. Registration is also a chance for you to let us know if you need any additional resources or information to make your crunch a success. Register your apple crunch at: <https://tinyurl.com/UTCrunch2020>



### Assemble a Team

The more people you have working together, the easier it will be to pull off a fun and exciting event. Invite teachers, school nutrition staff, administrators, parents, and local businesses to get involved. You can also email [contact@utfarmtofork.org](mailto:contact@utfarmtofork.org) if you need help assembling a crunch team.



### Find Your Apples

See the [Purchase Your Apples](#) section on page 4 for tips on procurement and contact information for local farmers as well as other sources for local apples.



### Expand the Adventure!

In addition to crunching into apples, there are many other activities you can plan to for a full day of apple-related fun! Consider using some of the [activities](#) on page 6 to add to the crunch-related fun.



### Step 5: Crunch Even Louder

Farm to Fork activities benefit the whole community—so let the community know what you're doing. See the [Share Your Story](#) section on page 12 for tips on spreading the word to build excitement, fundraise, or find volunteers. Use the included press release (page 15) to publicize your event to local media, and the hashtags **#NSLW20**, **#UTAppleCrunch**, **#F2SMonth**, **#farmtoschool**, and to celebrate on social media. Don't forget to tag the Utah Farm to Fork Task Force **@UTFarm2fork**.



### Step 6: Keep the Momentum Going

How will you continue to include local apples and other Utah food in your menus after the apple crunch event is over? Were there parents or community members involved in the apple crunch that might be interested in helping start a school garden? Do teachers want to organize farm field trips or include more ag-related lessons in their classrooms? The Apple Crunch is just the beginning of an amazing journey.

## Purchase Your Apples

Remember that the goal of the Utah Apple Crunch is to support your local farmers by purchasing the (literal) fruits of their labor! It's okay to accept donations, but you should always plan on paying.

### How Will You Define Local?

Your Apple Crunch should feature local apples, but you have some flexibility as to how you define local. Depending on where you are located, you may be able to purchase apples grown in the same town or county, or you may have to expand your definition to “a 200 mile radius” or “the state of Utah”. Make sure you communicate your definition of local to the person who will actually be purchasing the apples.

### How Many Apples Do You Need?

For adults and older students, plan on one apple per person. For younger students who may not be able to eat a whole apple, consider slicing them and offering half an apple per student to reduce food waste. Applesauce made from local apples may be the most appropriate option for toddlers and preschoolers. Download our [Apple Calculator](#) to do the math for you—just enter the serving size and number of students to find out how many apples you need, and the corresponding number of pounds, bushels, or trays.

### How Much Do You Plan to Spend?

Remember that if you are spending less than the applicable micropurchase threshold, you do not need to obtain quotes to purchase your apples. If you are spending an amount between your small purchase and micropurchase thresholds, small purchase rules apply (obtain three quotes, and document them). Contact USBE Child Nutrition Programs at (801) 538-7680 if you have questions about procurement thresholds and guidelines.


### Where Can I Find Local Apples?

You have several options for sourcing local apples:

- Ask your distributor if they are able to supply you with local apples.
- Reach out to a grocery store that sources local apples—they may be willing to provide you with a local product at a discount.
- Contact a farmer directly—a list is included on the next page.



## Utah Apple Growers

<b>Allred Orchards</b> (801) 377-0748 2109 N University Ave, Provo	<b>Little America Organic Orchards</b> Phone: (435) 867-4532 or (435) 590-4576 748 N 175 E, New Harmony	<b>Royal Apple Sales</b> Phone: (801) 754-5600 550 N 400 E St, Santaquin
<b>Kohles' Family Farm</b> Phone: (801) 604-7440 www.kohlesfamilyfarm.com 388 Boynton Rd, Kaysville	<b>Olsen Orchard</b> Phone: (435) 753-1837 298 East 2100 South, Providence	<b>3 Squares Produce Farms</b> Phone: (801) 243-2801 162 S Orchard Drive, Bountiful Or West Valley City
<b>Pleasant Grove Guernseys</b> Phone: 801-785-7660 or 801-830-3591 840 Grove Creek Dr. Pleasant Grove	<b>Riley Farms</b> Phone: (801) 592-4709 2055 South Hwy 89, Perry	<b>Paradise Valley Orchard</b> Phone: (435) 245-6203 Email: pvorchard@gmail.com 9971 South Highway 165, Paradise
<b>Burgess Orchards</b> Phone: (801) 554-6317 645 S Alpine Hwy, Alpine	<b>Mountainland Apples</b> Phone: (801) 754-5601 or (801) 754-3301 PO Box 667, Santaquin	<b>Tagge's Famous Fruit</b> Phone: (801) 755-8031 US-89, Perry (have fruit stands all over)
<b>Pettingill's Fruit Farm</b> Phone: (801) 782-8001 8815 US-89, Willard	<b>Pyne Farms</b> Phone: (801) 874-7057 or 801 319 7974 293 S 900 E, Payson	<b>Zollinger Fruit &amp; Tree Farm, Inc</b> Phone: (435) 752-7810 1000 River Heights Blvd., Logan
<b>Fowers Fruit Ranch LLC</b> Phone: (801) 754-3966 or (801) 310-5821 215 South 800 East, Genola	<b>Riley Farm Fresh</b> Phone: (801) 420-6352 or (801) 465-9411 450 Apple Lane, Payson	 <p>Do you know a farmer who should be on this list? Email <a href="mailto:kate.wheeler@schools.utah.gov">kate.wheeler@schools.utah.gov</a> so that we can make sure they're included!</p>
<b>Rowley's Red Barn</b> Phone: (801) 754-5511 901 South 300 West, Santaquin	<b>Rileys' U-Pick</b> Phone: (801) 420-6352 314 North 800 East Genola	



## Crunch Time Activities and Tips

Biting into a local apple is just the beginning! Here are some ways to extend the crunch activities:

- Read some apple facts over the intercom during morning announcements. The US Apple Association has an entire page of fun facts available at: <http://usapple.org/all-about-apples/fun-facts/>
- Taste test multiple apple varieties and vote on your favorite kind.
- Invite a local farmer to the classroom or cafeteria to participate in the event! They can read a story to younger students, help serve food, or talk to older students about how apples are grown.
- Hold an apple-themed coloring contest.
- Arrange a field trip to a local orchard and have your crunch there.
- Lead a hands-on cooking class for students featuring a healthy apple recipe. See page 7 for recipe ideas.
- Bring a cider press to school and teach students how to make apple cider.
- Make the Utah Apple Crunch into a school-wide celebration by pairing older students and younger students together for crunch time.
- Encourage teachers to use the apple-based learning ideas on pages 7-**Error! Bookmark not defined.** to connect the crunch to the classroom.
- Set up a DIY photo booth—all you need is a blank wall, phone or digital camera, and some fun farm-related costume pieces and props. Don't forget to appoint a parent, teacher, student or community member to act as photographer/videographer and capture all the action, both in and out of the booth!



## Apple Recipes

Try some of these tasty apple recipes as part of your celebration. They can either be served in the cafeteria or prepared by students in smaller amounts as part of a classroom lesson.

**Warm Baked Apples:** <https://tinyurl.com/whitehouseapples>

**Apple Cheddar Whole Wheat Quesadillas** (try them with a side of black beans):  
<https://tinyurl.com/applequesadilla>

**Apple Pie Smoothie:** <https://tinyurl.com/chopchopsmoothie>

**Apple Cake:** <https://tinyurl.com/wg-applecake>

**Easy Applesauce:** <https://tinyurl.com/mt-applesauce>

You can also use the databases below to search for even more recipes:

**US Apple Association:** <http://usapple.org/recipe-kitchen-tips/find-recipes/>

**USDA Mixing Bowl Apple Recipes:** <https://tinyurl.com/USDAapples>





## Learning Activities

### Language Arts

Have fiction and nonfiction books about apples in the classroom.

Write the names of different types of apples around the room.

Have students describe how the apple feels, looks, and tastes, either in writing or verbally.

Have the students write a story about an apple using this prompt: "It was autumn and finally time to pick the apples."

Discuss the travel/carbon footprint that each food item we eat has. Have students find a food item that has apples in it and research the carbon footprint for that item. Have the students present their food item and its footprint to the class.

### Mathematics

Have kids count the seeds in their apple.

Graph student responses to a survey about apples/compare a variety of apples and graph the frequency of their characteristics.

Cut apples into fractions for hands-on problem solving.

Solve story problems about apples.

Have students measure and weigh their apple.

Have students convert an apple pie recipe from fractions into decimals or vice versa.

Have students use different apples to draw comparative inferences about how many seeds apples have.

### Science

Discuss the parts of the apple and apple tree.

Discuss the basic needs of an apple.

Discuss the physical change in an apple as you eat/cut it.

Put apple slices into cups with different liquids (water, soda, vinegar) or powders (baking soda, salt) or just an empty one to observe what will happen to them after a week. Have students hypothesize what will happen to each. What changes took place? Are these changes chemical or physical?

Use apples to demonstrate Newton's Laws.


**Find additional learning activities at the links below:**

- Apples: A Class Act (Grades Pre-K-3): <https://tinyurl.com/applesclass>
- Harvest of the Month: Apples (All Grades): <https://tinyurl.com/Vermontharvestofthemoth>
- Freshest Fruits (Grades K-2): <https://tinyurl.com/freshestfruits>
- A is for Apples (Grades K-2): <https://tinyurl.com/aisforapples>
- Apple Science: Comparing Apples and Onions (Grades 3-5): <https://tinyurl.com/apples-onions>
- Food Miles Lesson (Grades 5-8): <https://tinyurl.com/foodmileslesson>
- Apple Genetics (Grades 6-8): <https://tinyurl.com/applegenetics>
- Enzymatic Browning (Grades 6-8): <https://tinyurl.com/foodmaster>
- Farm to School Youth Leadership Curriculum (Grades 11-12): <https://tinyurl.com/Farm2School-IATP>




## Suggested Reading


A Tree is a Plant by Clyde Robert Bulla




Apples by Gail Gibbons




The Seasons of Arnold's Apple Tree  
by Gail Gibbons




Applesauce Day by Lisa Amstutz




How to Make an Apple Pie and See the World  
by Marjorie Priceman




Bring Me Some Apples and I'll Make You a Pie: A Story About Edna Lewis by Robbin Gourley



How Do Apples Grow? by Betsy Maestro




Apples, Apples, Apples by Nancy Elizabeth Wallace





Up, Up, Up! It's Apple Picking Time by Jody Fickes Shapiro



First Apple by Ching Yeung Russell




The Apple Pie Tree by Zoe Hall




From Apples to Applesauce by Kristin Thoennes Keller




The Apple Orchard Riddle by Margaret McNamara




An Apple Tree Through the Year by Claudia Schnieper




Apples for Everyone by Jill Esbaum



Ten Apples Up On Top! by Dr. Seuss



Just One Apple by Janosch





## Share Your Story

Spread the word—make sure your crunch is heard loud and clear!

- Be sure to let local newspaper and television reporters know about your Apple Crunch by sending a [press release](#) (see page 15) or invitation to join your event. Use the celebration as a way to share more about your farm to school programs and National Farm to School Month!
- Get out your cameras, smartphones, or video devices and take a “crunch byte” to share through social media! Share your event across the state through Facebook and other social media platforms. (Please note these photos may be used in future Utah Apple Crunch promotional material.) Make sure you have appropriate photo release forms for any students who are featured—you can use your own form, or the [one we’ve provided on](#) page 16. Not a social media star (yet)? No worries, we’ve got you covered with these 12 simple ways to share your crunch:



- Link to the Apple Crunch Toolkit or other resources you like
- Share highlights of your Crunch celebration
- Create a photo album of your Crunch highlights
- Share other #UTAppleCrunch posts on your page



- Post snapshots of everyone getting their crunch on
- Make a story of Crunch Day highlights
- Set up a photo booth with fun props and share the pictures using #UTAppleCrunch
- Create a boomerang of someone juggling apples





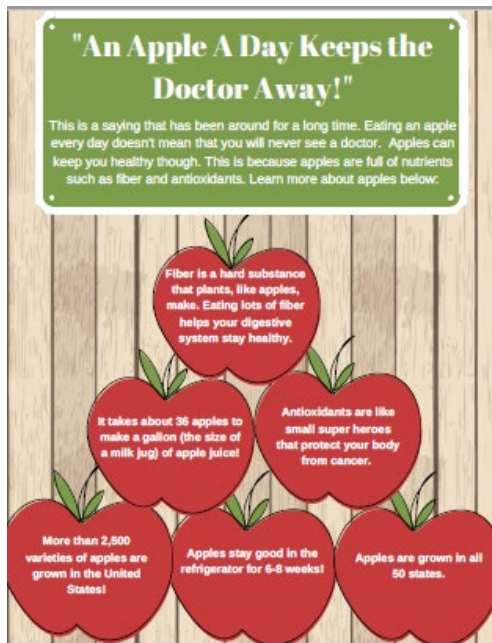
- Share a fun fact about apples (or the crunchy food of your choice)
- Create a poll and ask others what they are doing for Crunch Day
- @mention community partners or other organizations who are helping with Crunch Day
- Follow #UTAppleCrunch and like/follow/retweet other posts!

- Amplify your posts by using the hashtags **#UTAppleCrunch**, **#F2SMonth**, **#farmtoschool**, and **#NSLW20** whenever you share.

## Logos and Posters

Click on each logo or poster to download it for use in your own Apple Crunch promotional materials.





## Press Release Template

Copy and paste this press release template into a new document. Then personalize all of the portions in {BRACKETS}, add any content specific to your event, and send it out to your local media and news outlets.

### FOR IMMEDIATE RELEASE

#### CONTACT

{NAME}

{SCHOOL/ORGANIZATION}

{PHONE}

{EMAIL OR OTHER CONTACT}

October {XX}, 2020

It's Utah Apple Crunch Week, {TOWN/SCHOOL NAME}

{TOWN/SCHOOL NAME} is joining schools, preschools, and individuals across Utah in celebrating National Farm to School Month and National School Lunch Week by crunching into Utah-grown apples on {DATES} for the greatest crunch on earth!

{PROVIDE A BRIEF DESCRIPTION OF YOUR EVENT, ACTIVITIES, LOGISTICS, HOW PARENTS/COMMUNITY CAN BE INVOLVED}

This collective crunch encourages healthy eating and supports farm to fork and other local food purchasing initiatives throughout Utah. {DESCRIBE HOW IT CONNECTS LEARNING OR OTHER RELATED EFFORTS AT YOUR SCHOOL}.

For more information, or to crunch with us, please contact {CONTACT NAME} at {CONTACT PHONE AND/OR EMAIL}.

The Utah State Board of Education and Utah Farm to Fork Task Force have created a guide to help every Utah child crunch into a delicious apple this October! To register for the Utah Apple Crunch, visit

<https://tinyurl.com/UTCrunch2020>

-end-



## Photo Release Form

### UTAH STATE BOARD OF EDUCATION CHILD NUTRITION PROGRAMS MEDIA RELEASE FORM

I hereby grant permission to the Utah State Board of Education Child Nutrition Programs (USB CNP) to use my photo and name in any media, advocacy or marketing efforts to help promote the importance of USB CNP.

### PUBLICATION RELEASE FORM

I release to USB CNP my picture, image, voice, likeness (including photos and video) and consent to their use by USB CNP.

USB CNP agrees that these images, etc., shall only be used for public relations, public information, program promotion, publicity, and instruction.

I understand and agree that in the use or reproduction of these images, etc.:

- No monetary consideration shall be paid;
- Consent and release have been given without coercion or duress;
- Others, with or without the consent of the Utah State Board of Education, may use and/or reproduce such photographs and recording.

If I wish to rescind this Agreement, I may do so at any time with written notice. If I rescind permission to use images, USB CNP will not use these images, etc. following said rescission. **This release form or the local equivalent must be completed and signed and returned to the USB CNP before any images, etc., can be used.**

Name of Child: \_\_\_\_\_ Age: \_\_\_\_\_

Name of Parent/Guardian: \_\_\_\_\_  
(required if child is under age 18)

Parent/Guardian  
Signature: \_\_\_\_\_ Date: \_\_\_\_\_

USB CNP-sponsored events open to the public are public events and do not require parent/guardian release for publicity and photographs of public events. For example, pictures and articles about activities may appear in local newspapers or USDA publications. The pictures and articles may or may not personally identify children.

USB CNP has no control of media or statements which are taken without express permission.

## Contact Information

Questions? Need help organizing or publicizing your event? The Farm to Fork Task Force is here to help! Just send us an email at [contact@utfarmtofork.org](mailto:contact@utfarmtofork.org).

It's also a great idea to contact the health promotion section of your local health department—they may be able to assist with both planning and publicizing your Apple Crunch. You can find local health department contact information [here](#). Your county extension agent may also be able to help—find their contact information [here](#).

